
OneSearch - Frequently Asked Questions

1. What is OneSearch?

OneSearch is a new search engine that allows you to search across several databases or electronic resources at one time. Use OneSearch to find journal articles, books, or databases that are available on your research topics.

2. Who can use OneSearch?

Anyone on Rock Valley College campus can use OneSearch. Current credit students, faculty, and staff can also use OneSearch off campus.

3. How do I log in to OneSearch from off campus?

In order to use OneSearch from off campus, users need to type your last name as User Name and your RVC student ID number or employee ID number as Password. Please see details at <http://library.rvc.cc.il.us:2048/login>.

4. What web browser should I use?

The minimum browser versions supported are: Internet Explorer 6.0, Firefox 1.0.4, Mozilla 1.7.8, Safari 2.0, and Netscape 8.0.

5. What is the QuickSearch feature?

QuickSearch is a Google-like search engine that searches a subset of the library resources. QuickSearch is a great place to start your research. RVC librarians have pre-selected databases within broad disciplines to create QuickSets; these are good starting points for your research. Using QuickSearch, you can search across those databases simultaneously and quickly retrieve a list of citations to relevant references.

6. What is a QuickSet?

A QuickSet is a pre-determined group of databases selected by RVC librarians. RVC librarians create three QuickSets: Research QuickSet, Newspapers QuickSet, and Reference QuickSet.

8. What is the MetaSearch feature?

MetaSearch allows you to create your own QuickSet. With MetaSearch, you can choose the databases in your set by browsing a list of databases or search for your databases by category.


9. What is the Find Database feature?


Find Database allows you to locate and access a database by exact title, title keywords, or category. Browse alphabetically or by subject area to discover databases that are relevant to a specific discipline or topic.

11. What is the My Space feature?

My Space allows users to save citations, database sets, e-journal titles, and MetaSearch history. Users must be **logged in** to use this feature of OneSearch.


12. What do the icons mean?


 add this item to My Space


 this item has been added


 delete this item


 delete this item


 information about this item
(description, faq, etc)

 create a new folder

 save this citation

 save this citation

 click to find item online or in print

 click to save in My Space – eShelf

 excellent search term match

 weak search term match

14. Where do I get help with OneSearch?

If you are in the library please go to the Reference Desk. If you are off campus contact the Reference Desk at (815) 921-4619 or email at y.song@rockvalleycollege.edu.

Context sensitive help is always available by clicking the help link at the top of every OneSearch screen.

Check out the [OneSearch tutorial](#) from Rock Valley College [Library's website](#).